



Reciprocating Air Saws



ATEX Certified

Compact, Quiet & Reliable

Low Vibration/Low Air Volume
Cut Pipe, Structural Steel, Sheet Metal, Fiberglass, Plastic and More.

RECIPROCATING SAWS

- Piston air motors use low air volume (CFM) while maintaining a fast cutting speed (2000 to 10,000 strokes per minute)
- Safe around gas and other flammable materials; recommended for fire and rescue applications where high CFM isn't available
- ATEX Certified – for use in hazardous areas
- CL and PL saws use standard hand hacksaw blades; convert to a 3/4" blade size simply by changing the nosepiece
- Rugged saw bodies constructed of heavy-duty cast steel and aluminum
- Built-in lubrication system automatically lubricates the motor
- Safety STOP/Isolator button disconnects air supply



Lubricating Oils (see pgs. 17, 39)

- ProLube™ is a super-premium, low-viscosity synthetic air tool lubricant
- ProLube-ATL/AF is a special blend preventing freezing in cold climate conditions

MS Cleaner (MS 9105)

- An ideal conditioner for air tools used underwater



PL Saws - For High-volume Production Environments

p. 5



CL Saws - For Demanding Maintenance Applications

p. 6



JP Saws - For Fiberglass and Sheet Metal Production

p. 7

Cengar Air Saw Blades

1/2" Wide Bi-metal Blades (for CL50, JP901 and PL905)


HB300/18	Hand	18 TPI	12" L
HB300/24	Hand	24 TPI	12" L
HB300/32	Hand	32 TPI	12" L
MC220/18	Machine	18 TPI	8 ³ / ₄ " L
MC220/24	Machine	24 TPI	8 ³ / ₄ " L
MYN150/18	Notched Yellow	18 TPI	6" L
MYT150/18	Tapered Yellow	18 TPI	6" L

3/4" Wide Bi-metal Blades (for CL75)

MB150/18	Machine	18 TPI	6" L
MB200/10-14	Machine	10/14 TPI	8" L
MB200/18	Machine	18 TPI	8" L
MB200/24	Machine	24 TPI	8" L
MB250/18	Machine	18 TPI	10" L
MB250/24	Machine	24 TPI	10" L
MB300/10-14	Machine	10/14 TPI	12" L
MB300/18	Machine	18 TPI	12" L



Ideal for cutting pipe, metals, fiberglass and more



Model PL905
Outside trigger
(standard)

Model PL905FT
Inside trigger
*(optional)**



RECIPROCATING SAWS



Cut Sheet Metal

Low Vibration • Low Noise

- Ideal for high-volume production applications such as cutting steel, repairing wooden pallets, building and repairing truck bodies and cutting fiberglass
- Also widely used by oil and gas contractors and fire rescue services
- Sturdy cast steel and aluminum saw body
- Low air volume – only 4 CFM
- 7/8" blade stroke, up to 2000 strokes per minute
- Fitted with easy-to-use STOP/Isolator button on the handle for safety when changing blades

- Uses any 1/2" (12mm) wide Bi-metal hand, machine or yellow blades
- Optional inside trigger* order PL905FT



Cut Nails

Standard Equipment:
carrying case, five MC220/24 saw blades, air tool oil, CD operating manual, allen key.



Cengar Saw Blades and Accessories (see page 4)

- 1/2" wide Bi-metal Blades suit a wide range of applications



* Inside trigger for hand-held use only; not for use with a clamp. This trigger style cannot be locked on.

Models PL905 / PL905FT

Motor Power	1 HP
Stroke Length	7/8"
Strokes per Min.	2000
Weight	5 1/4 lbs.
Length x Height x Width	11 3/4" x 5 1/4" x 1 5/8"
Air Consumption	4 CFM
Air Pressure	90 PSI
Air Connection	1/4" NPT
Air Hose	1/4" ID
Noise Level (dB)	69
Vibration Level (m/s ²)	1.73




Reciprocating Air Saws



ATEX Certified

Ideal for cutting metal, timber and fiberglass

RECIPROCATING SAWS



Models CL50, CL75 & CS75
Outside trigger (standard)

Models CL50FT & CL75FT
*Inside trigger (optional)**



Low Vibration • Low Noise

- Workhorses for use in the fabrication, shipbuilding, ship repair, oil and petrochemical, boat building and aircraft maintenance fields, as well as by fire and rescue professionals
- Fitted with easy-to-use STOP/Isolator button on the handle for safety when changing blades
- CL50 uses any 1/2" (12mm) wide Bi-metal hand or machine blade – easily converted to a CL75 by changing the nosepiece
- CL75 and CS75 use a 3/4" (19mm) wide Bi-metal machine blade
- Optional inside trigger order CL50FT or CL75FT (inside trigger for hand-held use only; not for use with a clamp – this trigger style cannot be locked on)



Model CS75 accurately cuts steel pipe up to 6" dia.



Model CS75 includes a Clamp Fixing Kit and standard Pipe/Profile Clamp (P/N CCG3)

CS75 Standard Equipment: Clamp Fixing Kit, standard Pipe/Profile Clamp (P/N CCG3), five MB250/10-14 saw blades, air tool oil and plastic carrying case.

Models CL50 & CL75 / CL50FT & CL75FT and CS75

Motor Power	1 HP
Stroke Length	1 3/4"
Strokes per Min.	1200
Weight	5 1/2 lbs.
Length x Height x Width	15 3/4" x 5 1/4" x 1 5/8"
Air Consumption	5 3/4 CFM
Air Pressure	90 PSI
Air Connection	1/4" NPT
Air Hose	1/4" ID
Noise Level*	83 dB(a)
Vibration Level*	3.69 m/s ²


* Model CS75: Noise Level is 92.4 dB(a) and Vibration Level is 3.2 m/s²

CL50, CL75, CL50FT and CL75FT Standard Equipment: carrying case, five MC220/24 saw blades, air tool oil, CD operating manual, allen key.



Ideal for cutting fiberglass, light-gauge metal & fiberboard

RECIPROCATING SAWS



Model JP901
Speedy, lightweight air saw for repair and construction environments

Low Vibration • Low Noise

- Ideal for cutting fiberglass, light-gauge metal and fiberboard up to $\frac{3}{8}$ " (10mm) thick
- Utilized by boat builders and in the construction and repair of car, bus and truck bodies
- Low air consumption – only 4 CFM
- $\frac{3}{8}$ " blade stroke, up to 10,000 strokes per minute
- Has automatic lubrication and an easy-to-use STOP/Isolator button on the handle for safety when changing blades
- JP901 uses any $\frac{1}{2}$ " (12mm) wide Bi-metal hand, machine or yellow blades and can be easily converted to use $\frac{3}{4}$ " blades by simply changing the nosepiece

Standard Equipment: carrying case, five MYN150/18 saw blades, five MYT150/18 saw blades, air tool oil, CD operating manual, allen key.



Cengar Saw Blades and Accessories (see page 4)

- **$\frac{1}{2}$ " and $\frac{3}{4}$ " wide Bi-metal Blades suit a wide range of applications**
- **To fit our $\frac{3}{4}$ " Bi-metal Blades, order $\frac{3}{4}$ " nosepiece – Part. No. 5075**



Model JP901

Motor Power	1 HP
Stroke Length	$\frac{3}{8}$ "
Strokes per Min.	10,000
Weight	3 $\frac{1}{2}$ lbs.
Length x Height x Width	10 $\frac{3}{4}$ " x 2 $\frac{3}{4}$ " x 1 $\frac{5}{8}$ "
Air Consumption	4 CFM
Air Pressure	75 PSI
Air Connection	$\frac{1}{4}$ " NPT
Air Hose	$\frac{1}{4}$ " ID
Noise Level (dB)	69
Vibration Level (m/s ²)	1.23

Portable Reciprocating Saws


**The most powerful
in the industry!**

**Hand-held or clamp-on cutting in
tough environments**

Pneumatic • Hydraulic • Electric

**Ideal for a wide range of industries,
including subsea, gas utilities,
offshore oil, petrochemical, power
generation, industrial plant
maintenance and construction**

- Fast cutting of pipe, structural steel, bolts, nails, pallets and other material
- The best power-to-weight ratios in the industry
- Compact size allows cutting in confined spaces
- ANC gear drive reduces friction and increases gear life and power output
- Cut steel pipe and channel up to 6" dia. (or plastic pipe up to 8" dia.)
- 90° cuts with optional clamps



**Pipe Clamps for
90° Cutting**

**Cut faster by increasing
your leverage
5x while safely
securing the
saw with our
Pipe Clamps.**

90°

1/2" - 2" Pipe Vise Clamp – Model No. 259 983

2 1/2" - 4" Pipe Vise Clamp – Model No. 563 100


1/2" - 6" Pipe Chain Clamp – Model No. 251 259



ATEX Certified

**The CAT - 1.3 HP Pneumatic
Reciprocating Saw**

p. 10



**The WOLF - 1.6 HP Pneumatic
Reciprocating Saw**

p. 11



**The SHARK - 2 HP Hydraulic
Reciprocating Saw**

p. 12



**Two Models:
Spade (below) or D-handle
(right) available.**

**The FOX - 9.5 and 12 Amp
Electric Reciprocating Saws**

p. 12

Pipe Clamp for Pipes & Profiles

Model No. CP1 Universal Clamp

- Easily attaches to recip saws and portable hacksaws for 90° cuts in tight spaces
- Self-aligning feet adjust to the form of the workpiece (round, square and angled)
- 1/2" to 6" capacity with recip saws – see page 18 for use with portable hacksaws

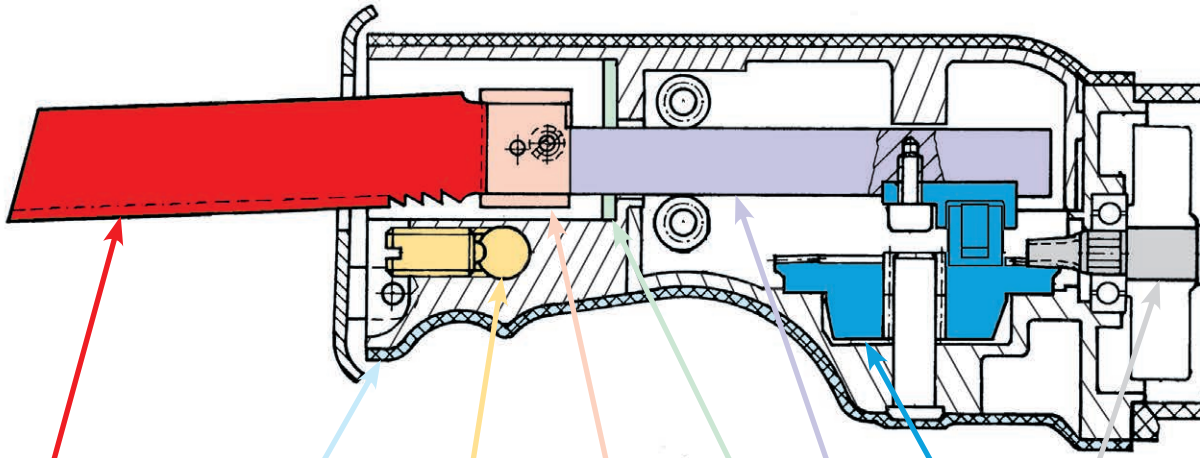


Reciprocating Saws

The New Generation Gear Head ANC = All-round Needle-bearing Crank Drive



CS Unitec's reciprocating saws cut faster and last longer than other saws in their class. The ANC gear drive and heavy-duty air or electric motor provide the best power-to-weight ratio in the industry.



Universal 1/2" tang, double-tang or M-Tooth blade moves in aggressive orbital action

Ergonomically shaped housing grip

Pipe clamp connection

Patented saw blade mount

Silicone gasket

Patented square lift rod

ANC gear drive


Powerful, heavy-duty pneumatic or electric motor

RECIPROCATING SAWS

ANC Gear Drive: Low Friction • High Torque

The new, unique design of the ANC gear:

- reduces friction and wear, resulting in less heat and longer service life.
- resists dust and water, making the gear head maintenance free.
- allows for aggressive high-torque cutting, providing good chip flow and long blade life.



Reciprocating Saw Blades



Standard Blades

All CS Unitec reciprocating saws can use the widely available standard reciprocating blades with the 1/2" universal tang.



Heavy-duty Blades

These blades are much thicker than standard blades and have a stronger double-tang mount for heavy-duty cutting, either free-hand or with a clamp.



Cut in Both Directions!

M-Tooth Blades

Unique tooth geometry allows these blades to cut in both directions – twice as fast!

Extremely versatile, CS Unitec's reciprocating saws use the universal 1/2" tang or special double-tang saw blades (see page 13). Our extra-thick saw blades resist bending and cut pipe at right angles with a pipe clamp.

In addition, CS Unitec's Mega Sharp M-Tooth saw blades (see page 13) have a unique, patented tooth geometry that allows these blades to cut quickly with each stroke, forward and back, saving time and money.



1.3 HP Pneumatic Reciprocating Saw


Ideal for cutting pipes, structural steel, pallets and more

RECIPROCATING SAWS

The CAT



Model 5 1217 0020
Use hand-held or with a clamp



Model 5 1217 0020 includes carrying case and two No. 1001 heavy-duty blades.



ATEX Certified

- Cuts steel pipe and channel up to 6" dia., plastic pipe to 8" dia.
- Ideal for the toughest use in refineries, chemical plants, gas utilities, construction, offshore oil, mining, marine and demolition industries
- 1.3 HP air motor provides more power than conventional air saws
- 1 1/8" blade stroke for fast, efficient cutting
- Can be mounted on a pipe clamp to make 90° cuts
- Variable speed of 0-1800 strokes per minute
- Accepts universal saw blades or thicker, heavy-duty double-tang saw blades (see page 13)
- Molded rubber boot for ergonomic grip



Saw Kit (5 1217 0060) includes saw, 6" pipe clamp, case and five No. 1001 heavy-duty blades.

Pipe Clamps for Straight Cutting up to 6" dia. (P/N 251 259)

- **Increase leverage 5x for faster cutting**
- **Safely secure the saw while cutting**



Reciprocating Saw Blades and Accessories (see page 13)


- **Universal saw blades**
- **Thicker, heavy-duty double-tang blades for 90° cuts**
- **M-Tooth blades to cut on forward and back stroke**




Model 5 1217 0020

Motor Power	1.3 HP
Stroke Length	1 1/8"
Strokes per Min.	0-1800
Weight	9 lbs.
Length	15 7/8"
Air Consumption	46 CFM
Air Pressure	90 PSI
Air Connection	1/2" NPT (ID)
Saw Kit	Order Model 5 1217 0060

1.6 HP Pneumatic Reciprocating Saw




Ideal for cutting pipe, structural steel and other materials



The WOLF

RECIPROCATING SAWS

- Cuts steel pipe and channel 1/2" to 6" dia., plastic pipe to 8" dia.
- Powerful 1.6 HP motor with reciprocating action for steel and long orbital stroke for cutting soft materials including wood, plastic and aluminum
- Can be mounted on a pipe clamp to make 90° cuts (see page 18)
- 1 1/8" blade stroke for fast, efficient cutting
- Selector switch changes stroke setting to either straight or orbital
- Variable speed from 0-2200 strokes per minute
- Accepts universal saw blades or thicker, heavy-duty double-tang saw blades (see page 13)
- Molded rubber boot for ergonomic grip; side handle included




Pipe Clamps for Straight Cutting up to 6" dia. (P/N 251 259)

- Increase leverage 5x for faster cutting
- Safely secure the saw while cutting



Saw Kit (5 6005 0060) includes saw, 6" pipe clamp, case, side handle and five No. 1001 heavy-duty blades.




Reciprocating Saw Blades and Accessories (see page 13)

- Universal saw blades
- Thicker, heavy-duty double-tang blades for 90° cuts
- M-Tooth blades to cut on forward and back stroke

Model 5 6005 0010

Motor Power	1.6 HP
Stroke Length	1 1/8"
Strokes per Min.	0-2200
Weight	10 3/4 lbs.
Length	17 3/4"
Air Consumption	51 CFM
Air Pressure	90 PSI
Air Connection	1/2" NPT (ID)
Saw Kit	Order Model 5 6005 0060



Hydraulic Reciprocating Saw

Subsea, mining, utility and construction applications

The SHARK

- Underwater, mining, utility and construction applications
- Operate on 2000 PSI / 6 GPM (up to 13 GPM) hydraulic oil
- Cuts steel pipe and channel 1/2" to 6" dia., plastic pipe to 8" dia. and wood up to 8" dia.



Reciprocating Saw Blades and Accessories (see page 13)

- Universal saw blades
- Thicker, heavy-duty double-tang blades for 90° cuts
- M-Tooth blades to cut on forward and back stroke



Model 5 1219 0010
Use hand-held or with a clamp

Model 5 1219 0010

Motor Power	2 HP
Oil Pressure	2000 PSI
Oil Flow	6 GPM (up to 13)
Strokes per Min.	1700
Weight	13.2 lbs.
Hydraulic Connection	M 18 x 1.5 Female
Hose ID*	1/2" ID with 1/2" FF Couplings

* Hoses are not included

Electric Reciprocating Saw

The FOX
mini hacksaws -
industry's most powerful electric recip saws!

- Cut steel pipe and channel 1/2" to 4" dia., plastic pipe to 8" dia.
- Powerful 9.5 and 12 Amp motors, 110 Volt/60Hz (or 220 Volt/50Hz)
- Ideal for plumbing and electrical contractors as well as demolition jobs, pallet cutting and more
- 1 1/8" blade stroke for fast cutting
- 0-2200 variable stroke speed for models 5 6002 6000 and 5 6002 7000



Models 5 6002 0000 and 5 6002 6000
with spade handle. Model 5 6002 6000
has variable-speed control dial.



Model 5 6002 7000 with
D-handle variable-speed trigger.


Accept universal
saw blades or
thicker, heavy-duty
double-tang
saw blades
(see page 13)

Standard equipment includes 2" pipe clamp (#259 983), carrying case and two No. 1001 blades

Model No.	Power	Stroke Length	Strokes per Min.	Handle Style	Length	Weight (lbs.)
Single Speed						
5 6002 0000	9.5 Amp, 110V*	1 1/8"	2200	Spade	19"	6
Variable Speed						
5 6002 6000**	12 Amp, 110V*	1 1/8"	0-2200	Spade	19"	6
5 6002 7000**	9.5 Amp, 110V*	1 1/8"	0-2200	D-handle	19"	6

* 220 Volt also available ** 5 6002 6000 with speed control dial, 5 6002 7000 with variable-speed trigger.

Reciprocating Saw Blades



Super quick and precise for pipe, steel, plastic, etc.

****Use ProLube™ Specialty Lubricants with your Reciprocating Saw Blades to help your tools work cooler, longer and more efficiently. ProLube Lubricants are non-toxic and ideal for stainless steel and hard metal cutting applications. See pages 17 and 39 for details. ****

RECIPROCATING SAWS

Extra-thick Blades for 90° Cutting with a Pipe Clamp, Double Shank*

No. 1001	Cuts pipe up to 2"	8 TPI	6" L x 1" W x .060" T
No. 1002	Cuts pipe up to 4"	8 TPI	8" L x 1" W x .060" T
No. 007D/200*	Cuts pipe up to 4"	M-Tooth	8" L x 1" W x .050" T

* 007D/200 has universal 1/2" tang



Heavy-duty HSS Bi-metal Blades for Freehand Sawing, Double Shank

Made of tough, resilient steel with 10/14 variable tooth pitch. The large blade width and double-shank mount deliver excellent cutting performance and durability.

No. 1005	10/14 TPI	6" L x 1" W x .035" T
No. 1003	10/14 TPI	8" L x 1" W x .035" T
No. 1004	10/14 TPI	12" L x 1" W x .035" T



General-purpose Bi-metal Saw Blades with Universal 1/2" Shank

Metal 1/8" and Thicker

No. 3013/150	14 TPI	6" L x 3/4" W x .035" T
No. 3013/200	14 TPI	8" L x 3/4" W x .035" T
No. 3018/280	10 TPI	12" L x 3/4" W x .035" T

Metal up to 1/8" Thick

No. 3014/150	18 TPI	6" L x 3/4" W x .035" T
--------------	--------	-------------------------

Metal up to 1/8" Thick (for Curved Cuts)

No. 3017/90	18 TPI	3 5/8" L x 5/16" W x .035" T
-------------	--------	------------------------------

Plastic, Wood, Plasterboard


No. 3021/150	6 TPI	6" L x 3/4" W x .035" T
No. 3021/225	6 TPI	8" L x 3/4" W x .035" T
No. 3021/300	6 TPI	12" L x 3/4" W x .035" T

All Woods with Steel (i.e. Embedded Nails)

No. 810C/150	8/10 TPI	6" L x 3/4" W x .035" T
No. 810C/225	8/10 TPI	9" L x 3/4" W x .035" T

Cast Steel, Ductile Iron, Ceramics and Glass Fiber Products

No. D12/200	Tungsten Carbide Coarse	8" L x 3/4" W
-------------	-------------------------	---------------



Mega Sharp M-Tooth Saw Blades for Freehand Cutting with Standard 1/2" Shank

CUTS TWICE AS FAST!

M42 Bi-metal for cutting steel and stainless steel

Metal 1/8" and Thicker

No. 007/150	M-Tooth	6" L x 3/4" W x .035" T
No. 007/200	M-Tooth	8" L x 3/4" W x .035" T
No. 007/280	M-Tooth	12" L x 3/4" W x .035" T

Metal up to 1/8" Thick

No. 006/150	M-Tooth	6" L x 3/4" W x .035" T
No. 006/200	M-Tooth	7" L x 3/4" W x .035" T



The patented M-Tooth saw blade cuts 2x faster than ordinary blades. The teeth are designed to cut on the forward and back strokes, thereby saving time.

